



BEVERAGE-AIR®

| | |
|-----------------|------|
| Project: _____ | AIA# |
| Item: _____ | |
| Location: _____ | SIS# |
| Approved: _____ | |

CT96HC COUNTERTOP REFRIGERATOR

COUNTERTOP MERCHANDISER SERIES

CT96HC Countertop Refrigerator

MODEL:
CT96HC-1-B



1 Year Parts/Labor Warranty

CABINET CONSTRUCTION

- Exterior is heavy duty black textured steel
- Interior is heavy duty white epoxy coated steel
- Black plastic door frames
- Full electronic control with display
- LED lighting
- Double pane tempered glass door
- Door lock
- Three (3) epoxy coated shelves
- 2 Top shelves are adjustable
- 6' Cord and plug set included

OPTIONS & ACCESSORIES

- Custom Graphics
- Wire Shelves

REFRIGERATION SYSTEM

- Refrigeration system uses R600a refrigerant to comply with all environmental concerns
- Automatic, non-electric defrost
- Epoxy coated evaporator coil
- Maintains product temperature between 36°F and 38°F




Please verify qualifying units by visiting:
www.energystar.gov/cfs

3779 Champion Blvd., Winston-Salem, NC 27105
1-888-845-9800 Fax: 1-336-245-6453
Beverage-Air.com Sales@bevair.com

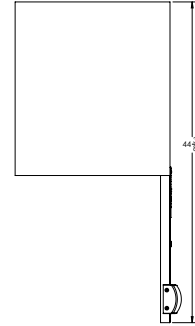


BEVERAGE-AIR®

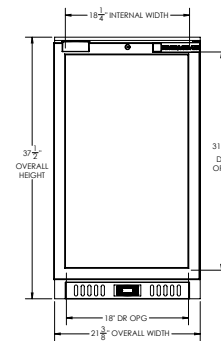
| MODEL | CT96HC-1-B |
|----------------------------------|--------------------------------|
| EXTERNAL DIMENSIONAL DATA | |
| Width Overall | 21 3/8" |
| Depth Overall | 25 1/2" |
| Height Overall | 37 1/2" |
| Number of Doors | 1 |
| Depth with Door Open 90° | 44 3/8" |
| Door Opening (in) | 18" x 31 1/4" |
| INTERNAL DIMENSIONAL DATA | |
| NET Capacity (cubic ft.) | 5.9 |
| Internal Width Overall (in) | 18 1/4" |
| Internal Depth Useable (in) | Upper 19 1/8" Lower 12 1/4" |
| Internal Height Overall (in) | 31 5/8" |
| Internal Height Useable (in) | 24 1/8" |
| Number of Shelves | 3 |
| ELECTRICAL DATA | |
| Full Load Amperes 115/60/1 | 1.3 |
| REFRIGERATION DATA | |
| Horsepower | 1/5 |
| WEIGHT DATA | |
| Gross Weight | 125 lbs |
| Height - Crated | 45" |
| Width - Crated | 24" |
| Depth - Crated | 27" |

Countertop Refrigerator Model: CT96HC-1-B

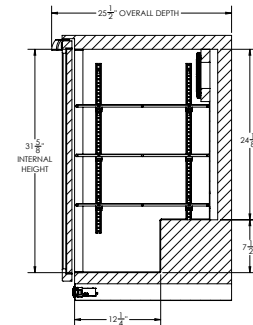
Model Views



PLAN VIEW



ELEVATION VIEW



SIDE VIEW

ELECTRICAL CONNECTION



115/60/1
NEMA 5-15P

Unit pre-wired at factory
and include 6' long cord
and plug set.



3779 Champion Blvd., Winston-Salem, NC 27105 1-888-845-9800 Fax: 1-336-245-6453 Beverage-Air.com Sales@bevoir.com

an Ali Group Company



The Spirit of Excellence